



District Report Card: 2017


State: Chhattisgarh	District: Narayanpur
Class: 3	Subject: Language
Schools: 53	Students: 572


Participation/Coverage


Students

<div>GENDER</div> <div></div>	Boys				Girls			
	Number		%		Number		%	
	340		59.44		232		40.56	

<div>AREA</div> <div></div>	Rural				Urban			
	Number		%		Number		%	
	553		96.68		19		3.32	

<div>CATEGORY</div> <div></div>	SC		ST		OBC		GEN	
	Number	%	Number	%	Number	%	Number	%
	22	3.85	487	85.14	60	10.49	3	0.52

<div>CWSN</div> <div></div>	LD	VI	HI	S&LD	ID	Oth
	2	0	0	9	0	2

<div>Management</div> <div></div>	Government			Government-aided		
	Number		%	Number		%
	540		94.41	32		5.59

Average Performance of Students in Language (%)

Overall	Gender		Area		Management		Social Group			
	Male	Female	Rural	Urban	Govt.	Aided	SC	ST	OBC	GEN
67.44	67.45	67.41	66.96	81.40	68.43	50.63	77.58	66.57	71.00	62.22

Performance on Learning Outcomes (LOs)

Learning Outcomes	Description	Average Performance(%)
L304	Reads small texts with comprehension i.e., identifies main ideas, details, sequence and draws conclusions	69.74
L312	Reads printed scripts on the classroom walls: poems, posters, charts etc.	62.83

Range of Performance of Students who Answered Correctly							
Below 30%		30% - 50%		50% - 75%		Above 75%	
Number	%	Number	%	Number	%	Number	%
43	7.52	89	15.56	211	36.89	229	40.03

Lowest Performing Learning Outcomes (LOs)

1 - Reads printed scripts on the classroom walls: poems, posters, charts etc. (62.83)

2 - Reads small texts with comprehension i.e., identifies main ideas, details, sequence and draws conclusions (69.74)